



The EFTA Statistical Office:

EEA - the figures and their use

EEA Seminar
Brussels, 13 September 2012



Statistics

Comparable, impartial and reliable statistical data are a prerequisite for a democratic society and a necessary condition for the smooth and sustainable running of any economy.

- Statistics are crucial for understanding the society around us, and to inform the public at large
- Statistics are important for evidenced based policy making and for monitoring the effects
- Comparable statistics across countries and regions are a necessity in a globalised society



EFTA Statistical Office (ESO)

- Established in 1991 as a result of the EFTA State's informal cooperation with the European Statistical System (ESS)
- Formalised in 1994 in its role as liaison office between Eurostat and the EFTA national statistical institutes through the EEA Agreement
- Part of the EFTA Secretariat and driven by the working group of the Heads of the EFTA National Statistical Offices
- Located on the premises of Eurostat, the Statistical Office of the European Union, in Luxembourg

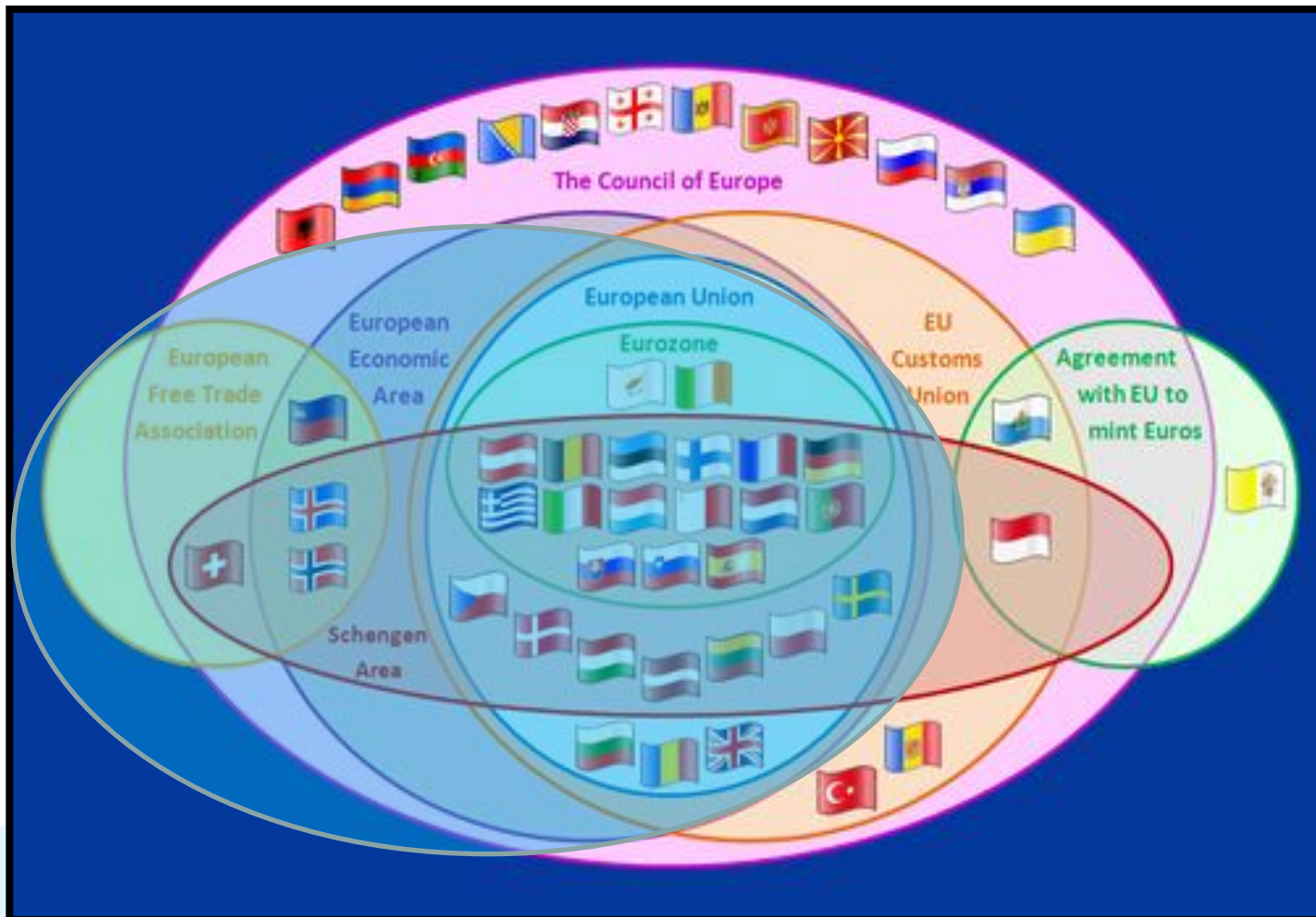


EEA Statistical Cooperation

- **Legal Basis for the EEA Statistical Cooperation**
 - Art. 76 of the EEA Agreement concerns statistical cooperation
 - Provisions for the organisation of statistical cooperation, including EFTA Statistical Office (ESO), are mentioned in Protocol 30
 - Annex XXI deals with EC legislation in the field of statistics relevant for the EEA



European Statistical System (ESS)





European Statistical System (ESS)

- **European Statistical System Committee (ESSC)**

- The ESSC is the management body of the ESS. The ESSC discusses and agrees on the objectives and actions of the ESS.
- It has comitology functions in all issues delegated to the Commission by the Council and the Parliament.
- The ESSC is chaired by Eurostat and brings together the Heads of all EU and EFTA National Statistical Institutes (NSIs).
- The ESSC meetings are combined meetings with the EEA Statistical Conference (EEA NSIs, Eurostat and ESO)

- **Other EU committees and groups**

- EFTA States participate fully, without the right to vote, in EU committees, working groups and other bodies dealing with statistics.



EFTA Statistical Cooperation

- **Technical Assistance in the field of statistics**

Assisting countries neighbouring the EU to develop their statistical capacity and to harmonise statistical methods and standards with international norms

- **European Statistical Training Programme (ESTP)**

EFTA participation in the design and the implementation of a training programme for official statisticians of the EU and EFTA States

- **Secondment of National Experts to Eurostat**

EFTA States second 9 SNEs, of which 2 as part of technical assistance, 4 through EEA agreement and 3 through the CH/EU agreement.

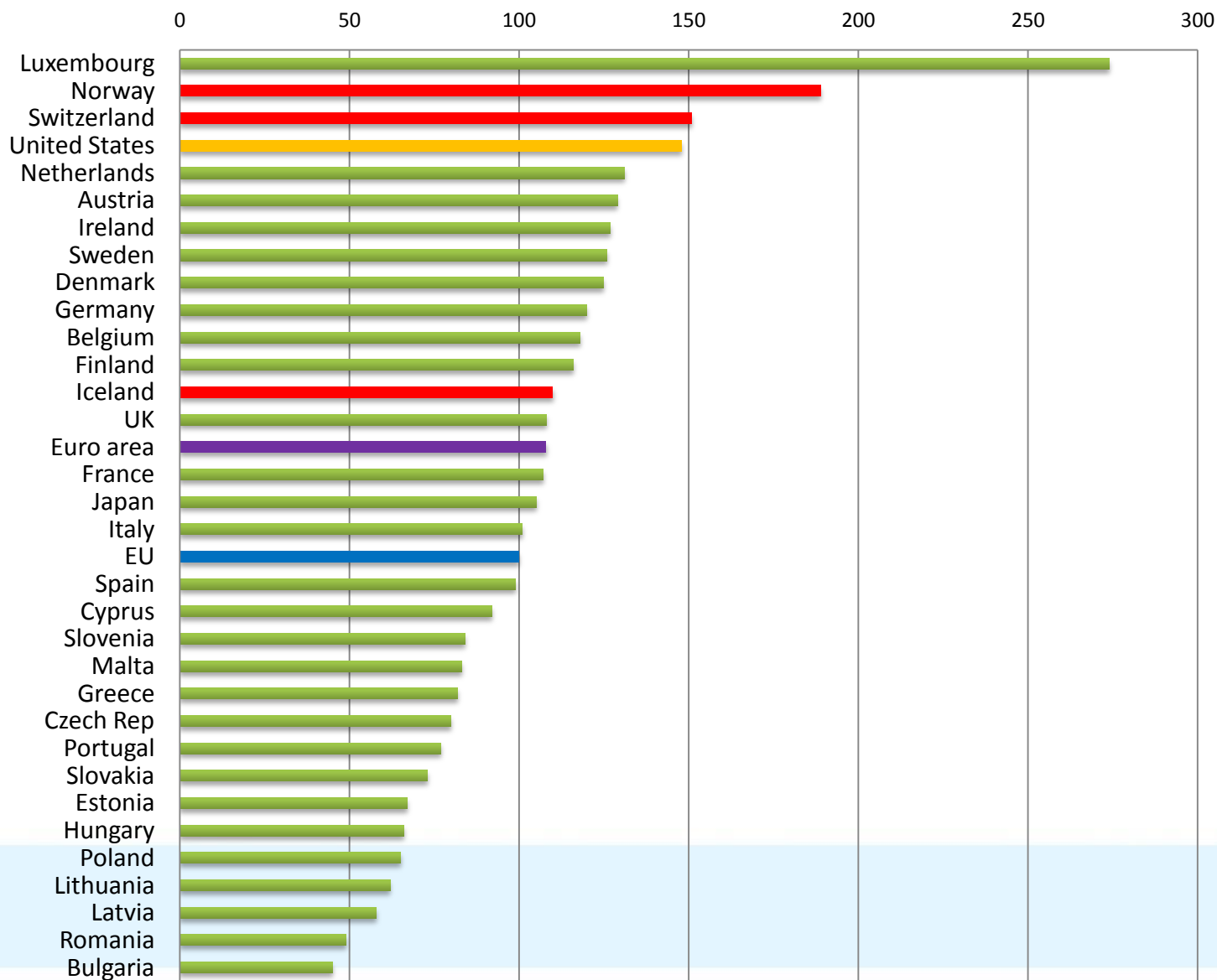


The use of statistics in EEA and EU

- Statistics a common language, used e.g. for several administrative and political purposes, e.g.:
 - ✓ EEA EFTA States' total contribution to the EEA, and how it is divided between them
 - ✓ EU States' contributions to the EU budget, and redistribution of the budget
 - ✓ Policy targets measured by statistical indicators
 - ✓ EU's Monitoring of its Member States



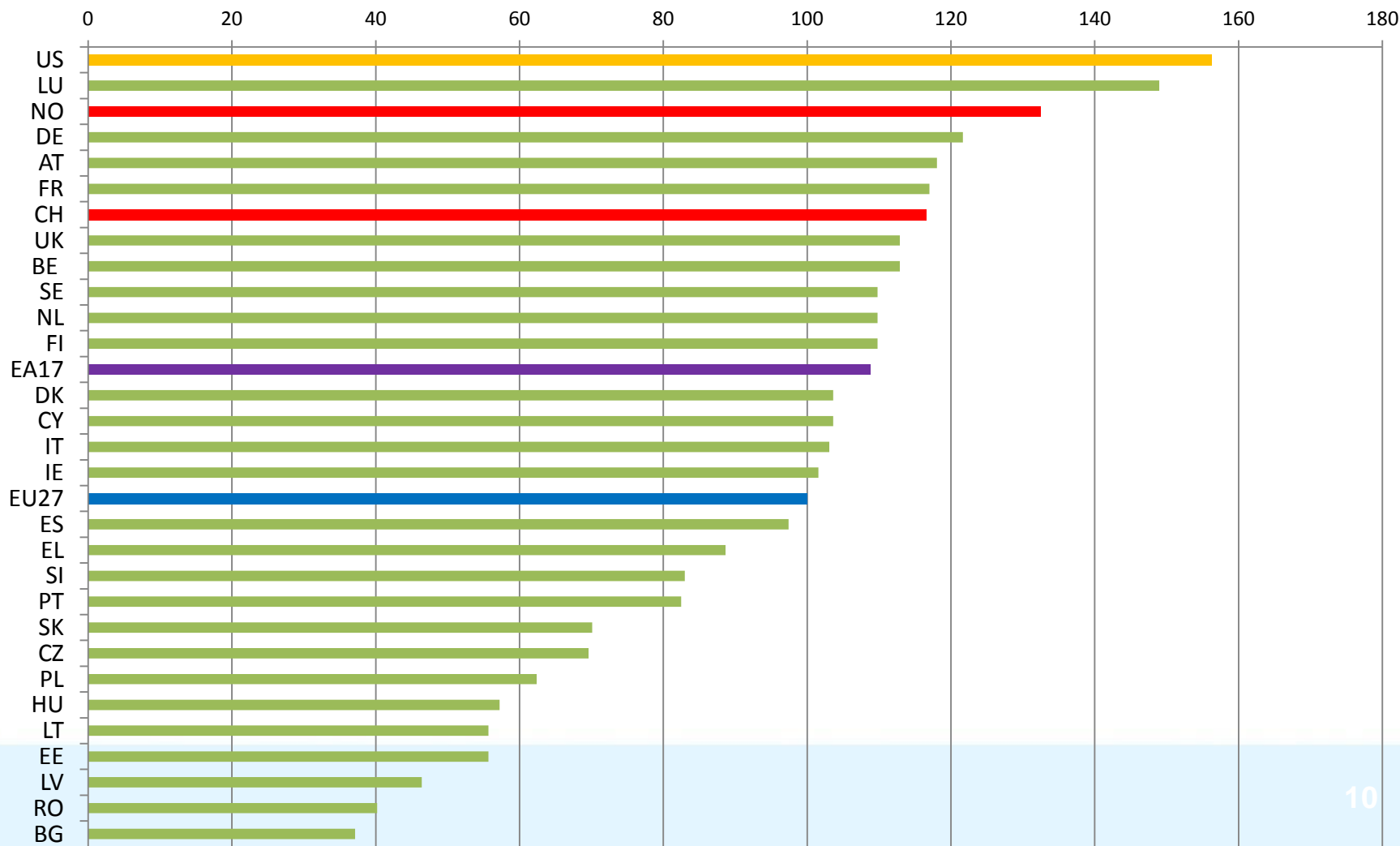
GDP per capita Purchasing power standards (PPS), EU27=100, 2011





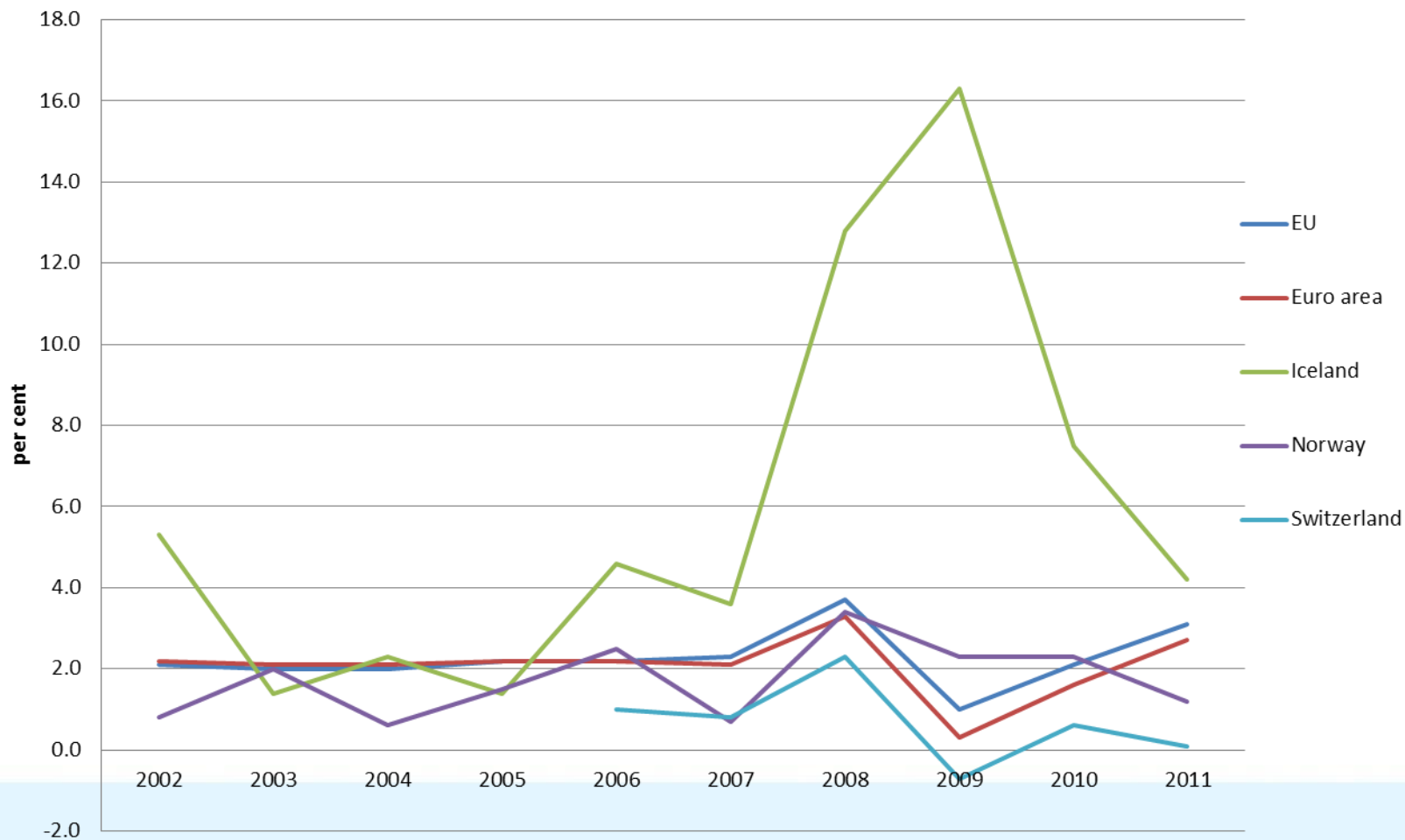
Adjusted gross disposable income for households per capita in 2010

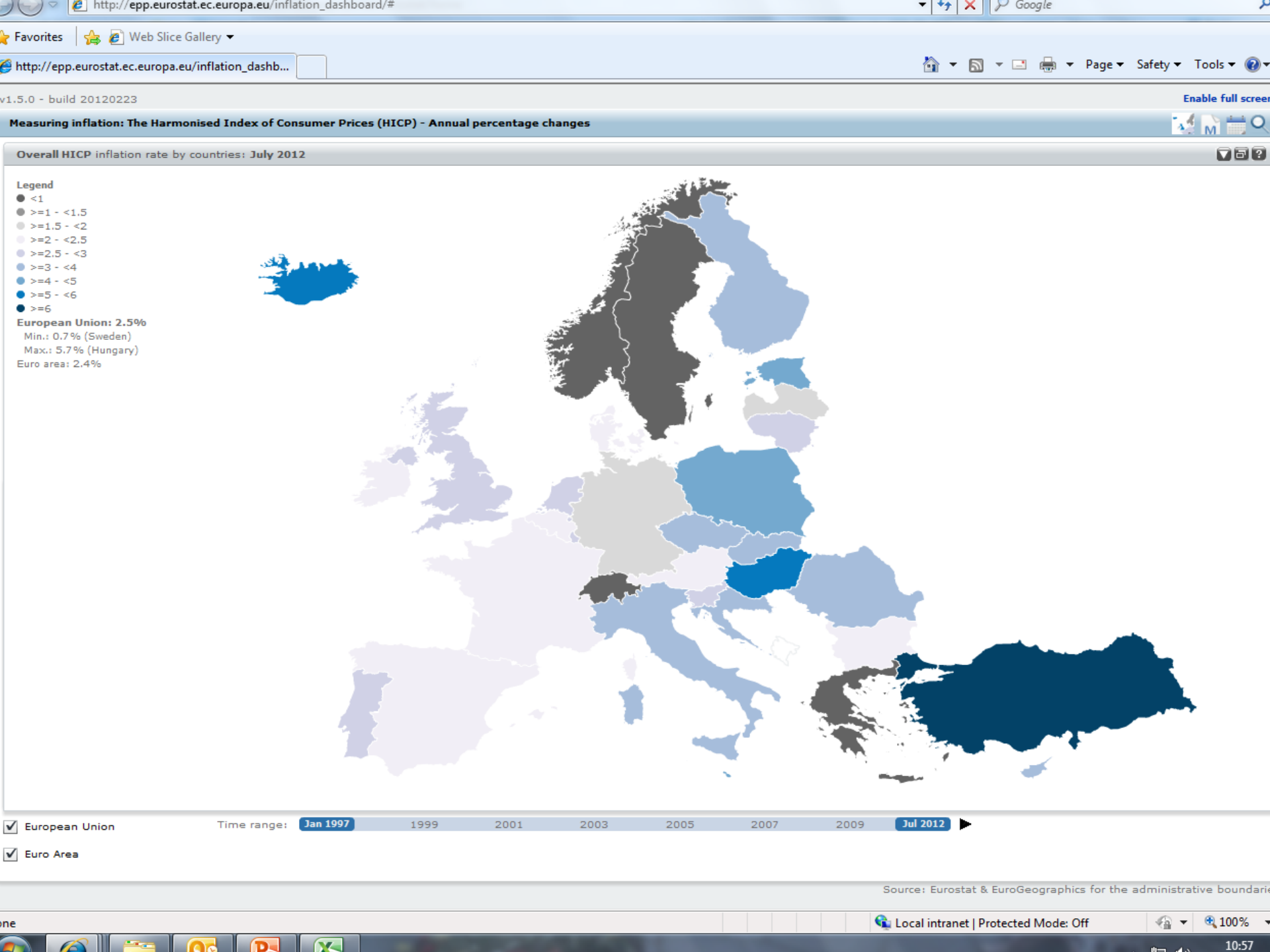
Purchasing power standards (PPS), EU27=100%





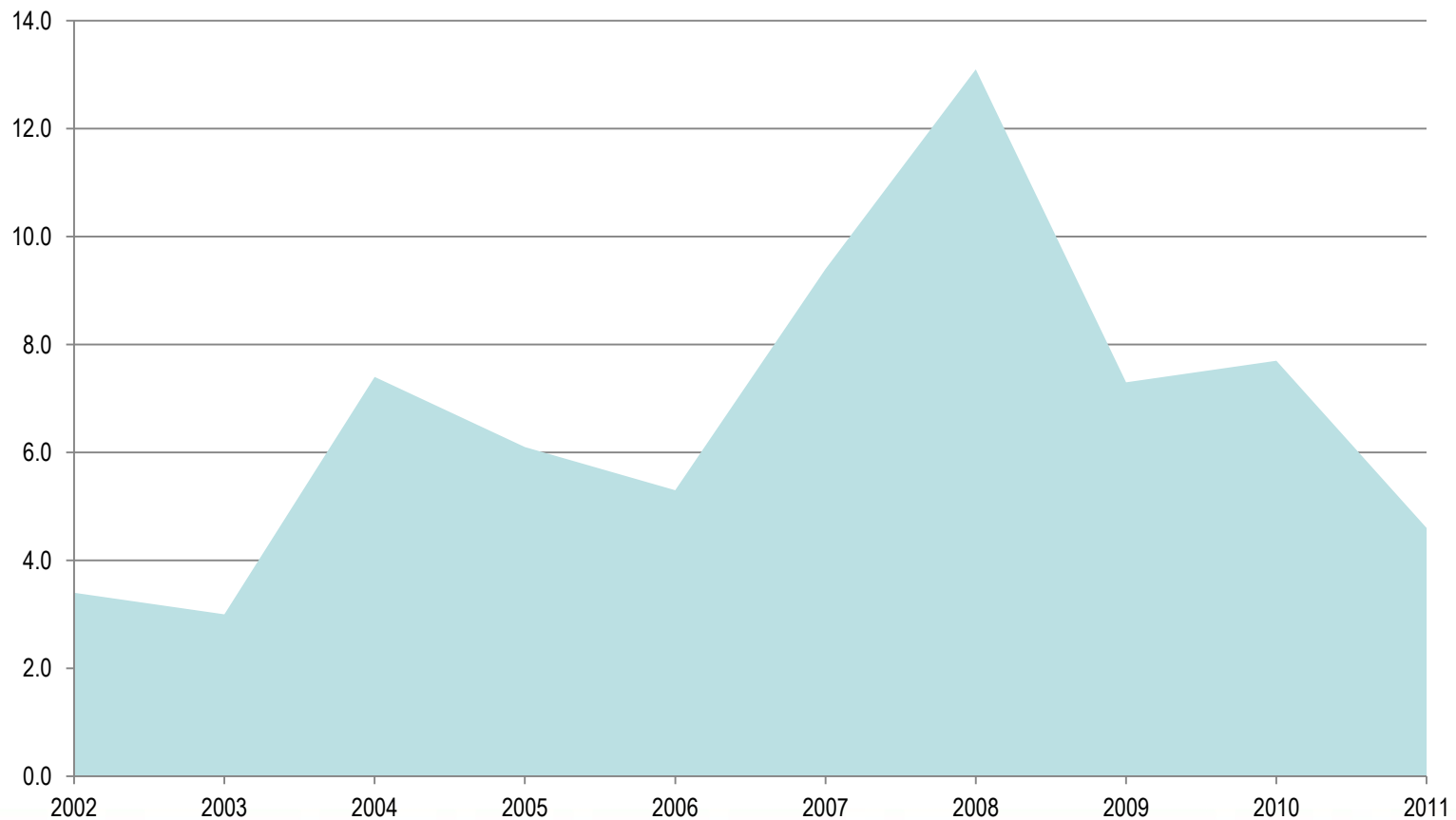
Harmonized Consumer Price Index Annual rates







Harmonized Consumer Prices Index Difference EU High-Low, percentage points





Price convergence indicator (coefficient of variation of comparative price level index for final household consumption in %)

	2002	2003	2004	2005	2006	2007	2008	2009	2010	2011
European Union (27 countries)	32.0	32.9	31.7	29.7	28.3	26.2	23.6	25.1	24.9	25.0
European Union (25 countries)	28.5	29.5	28.2	27.0	25.7	23.8	20.9	22.3	22.2	22.3
European Union (15 countries)	14.2	14.0	13.0	13.0	12.6	12.2	12.3	12.4	12.0	12.4
Euro area (17 countries)	22.1	21.5	20.2	19.9	18.9	17.2	16.5	16.0	15.7	15.5
Euro area (16 countries)	20.6	19.9	18.5	18.4	17.7	16.5	15.8	15.1	14.7	14.9
Euro area (15 countries)	15.5	15.7	14.8	14.8	14.4	13.9	14.0	13.4	12.9	13.2
Euro area (13 countries)	14.6	14.1	13.3	13.2	13.0	12.3	12.2	11.5	10.9	11.3
Euro area (12 countries)	12.9	12.3	11.2	11.1	11.0	10.6	10.9	10.2	9.5	9.8



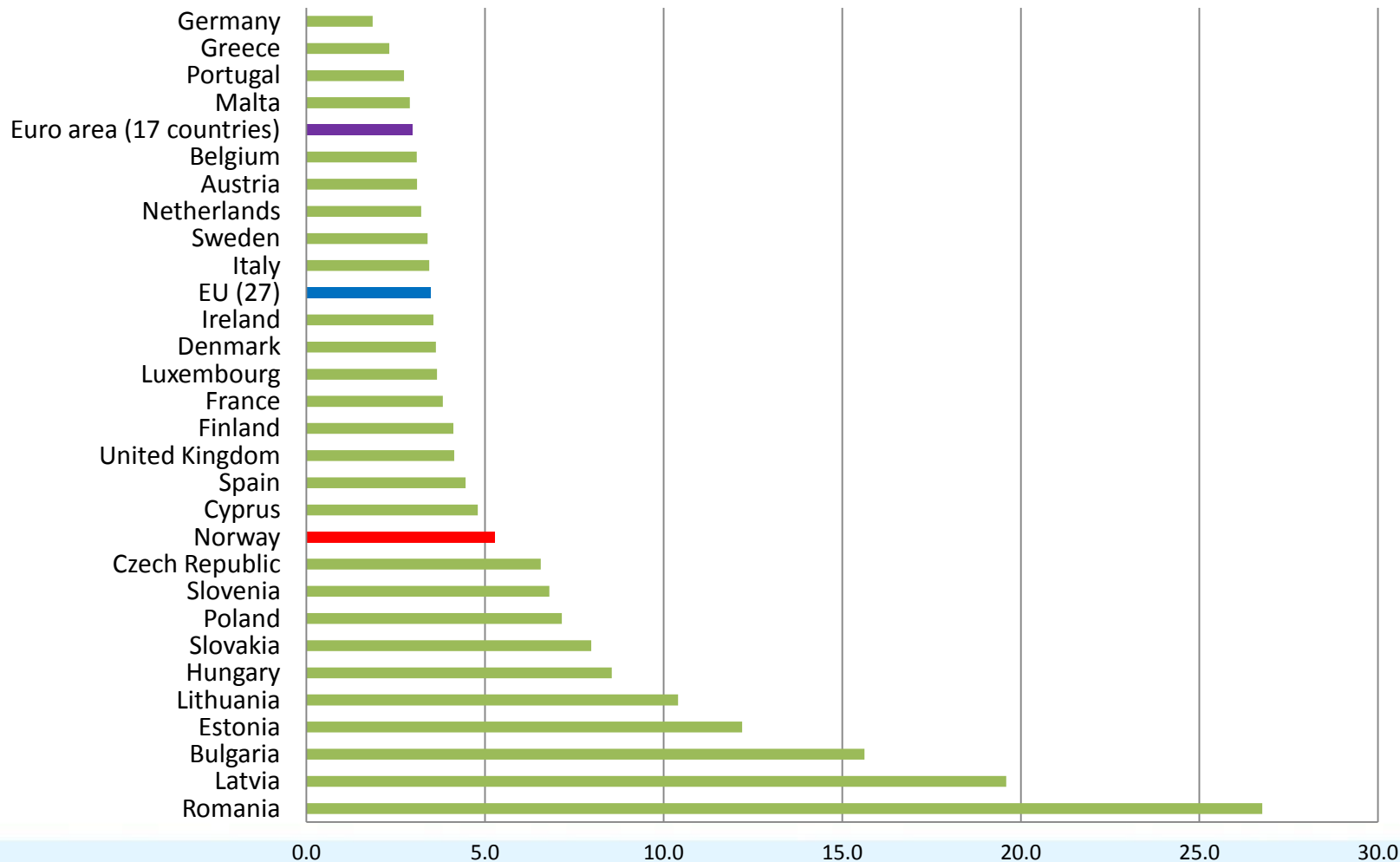
Unemployment rates

Jun-12

	Total	Under 25	Men	Women
EU	10.4	22.5	10.4	10.4
Euro area	11.3	22.5	11.2	11.4
Denmark	8.0	14.4	8.0	8.1
Germany	5.5	8.0	5.8	5.2
Spain	24.9	52.6	24.9	24.9
Iceland	6.5	13.2	6.8	6.1
Norway	3.1	8.1	3.5	2.5



Average annual % change in labour cost, nominal values. 2002-2011





Europe 2020

Headline targets	Indicator(s)	EU	IS	NO	CH
75 % of the population aged 20-64 should be employed	Employment rate by gender, age group 20-64	68.6	80.6	79.6	81.8
3% of the EU's GDP should be invested in R&D	Gross domestic expenditure on R&D (GERD)	2.0	3.1	1.8	3.0
The "20/20/20" climate/energy targets should be met (including an increase to 30% of emissions reduction if the conditions are right)	Greenhouse gas emissions, base year 1990	85	130	108	102
	Share of renewables in gross final energy consumption	12.5/20	:	61.7/67.5	:
The share of early school leavers should be under 10% and at least 40% of 30-34 years old should have completed a tertiary or equivalent education	Early leavers from education and training by gender	13.5	19.7	16.6	6.3
	Tertiary educational attainment by gender, age group 30-34	34.6	44.6	48.8	44
Reduction of poverty by aiming to lift at least 20 million people out of the risk of poverty or exclusion	Population at risk of poverty or exclusion (union of the three sub-indicators below)	23.4	13.7	14.9	17.2
	Persons living in households with very low work intensity	10.0	5.6	7.3	4.1
	Persons at risk of poverty after social transfers	16.4	9.8	11.2	15
	Severely materially deprived persons	8.1	1.8	2.0	1.7

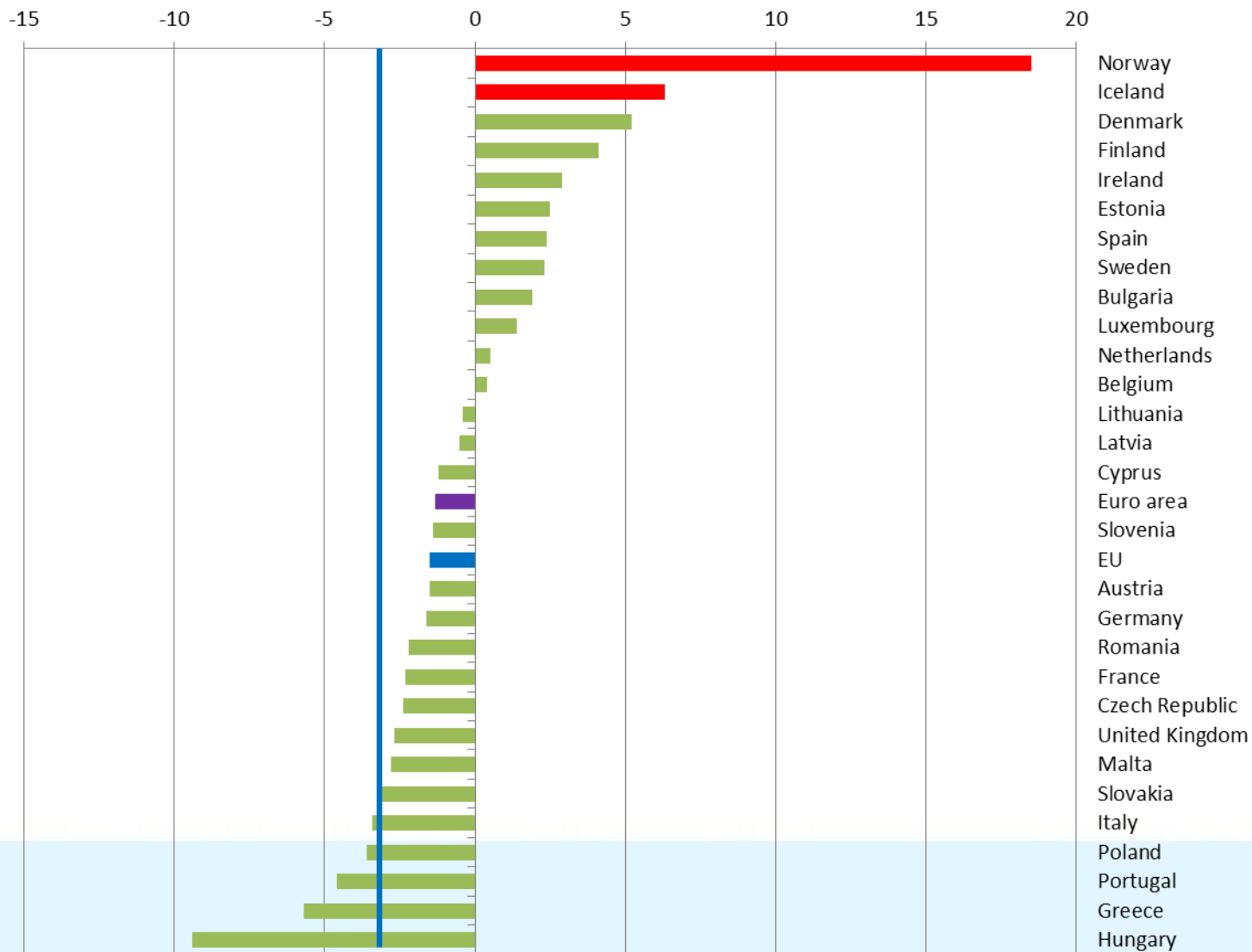


Taxes and social contributions, % of GDP, 2010



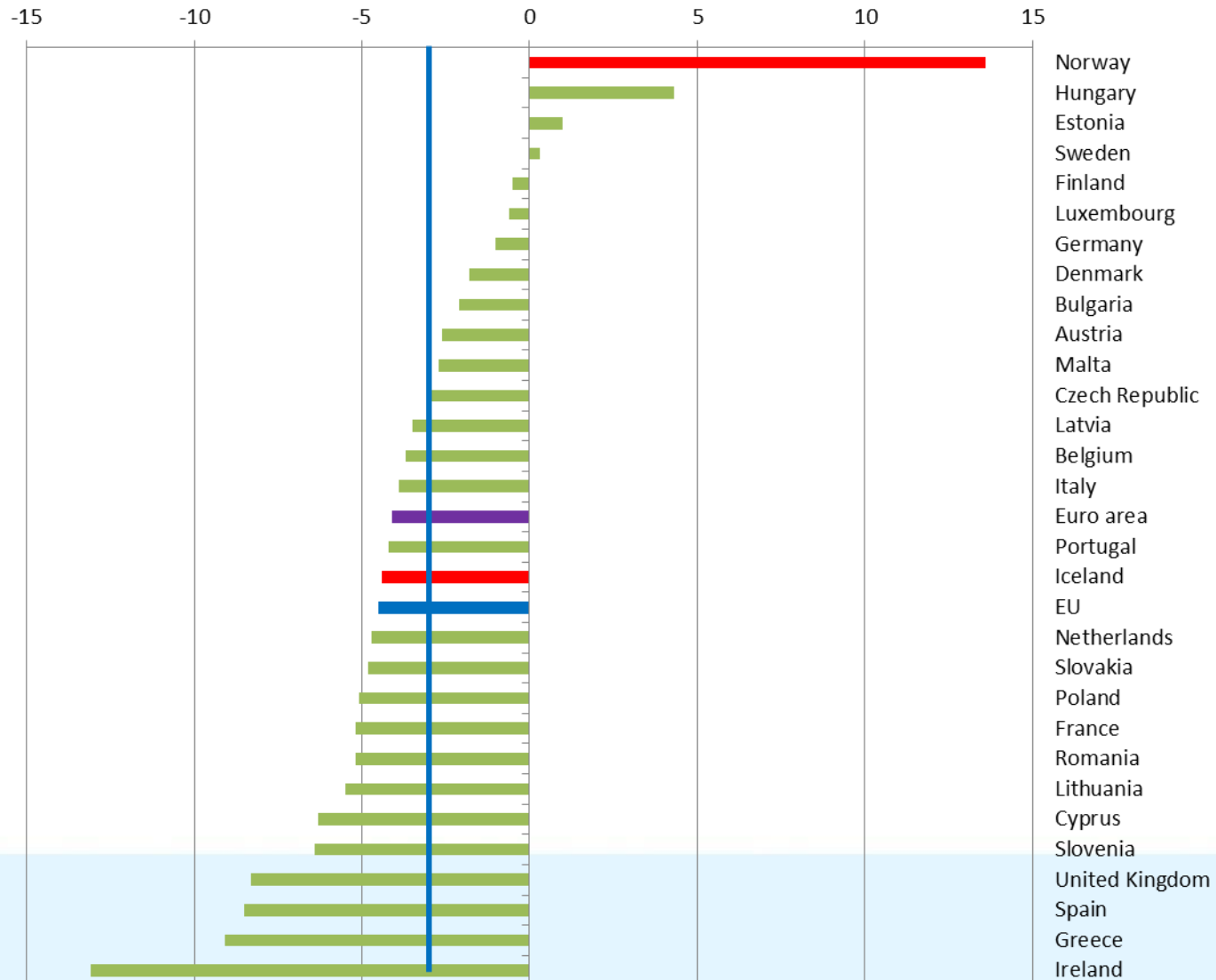


Government Deficit 2006



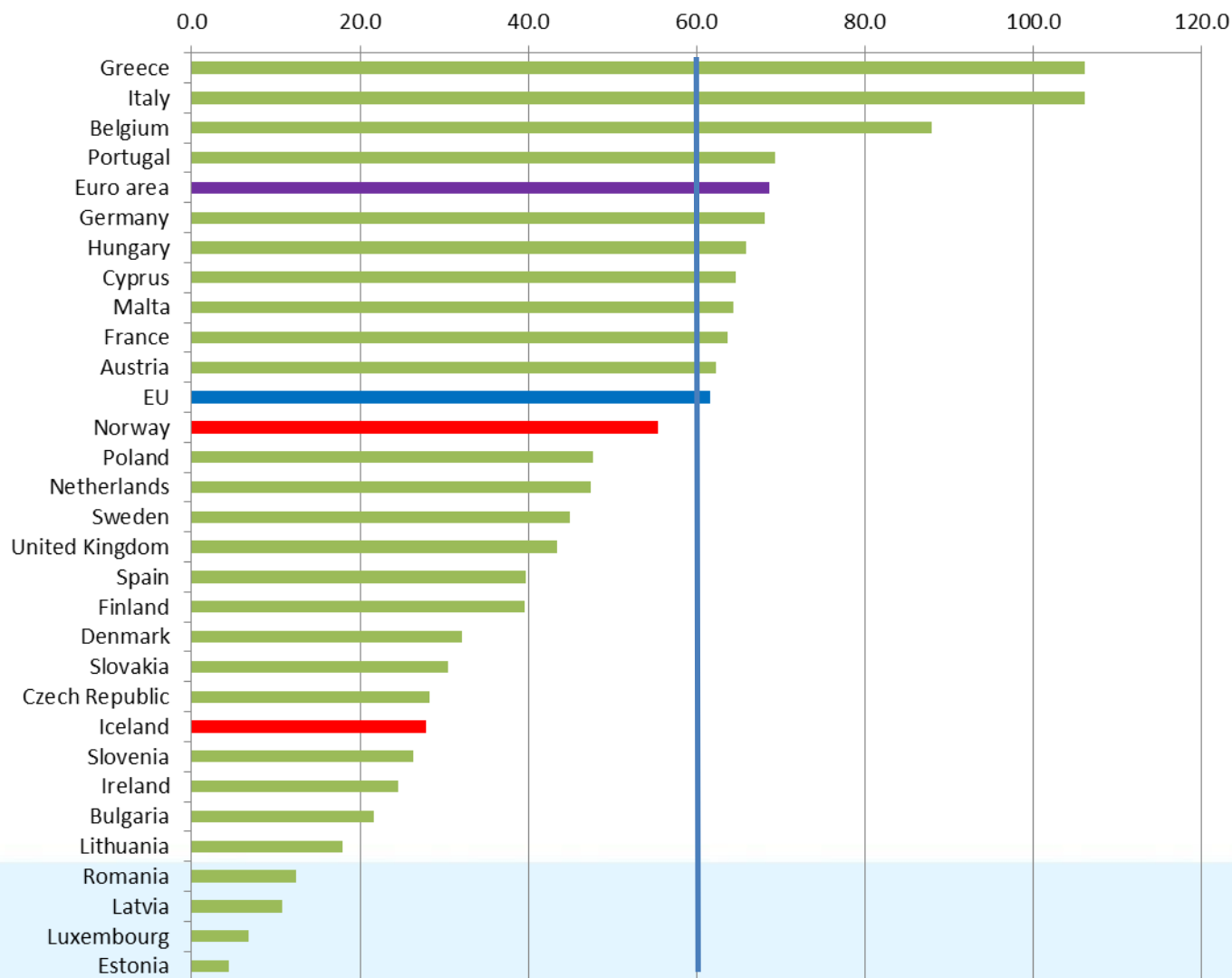


Government Deficit 2011



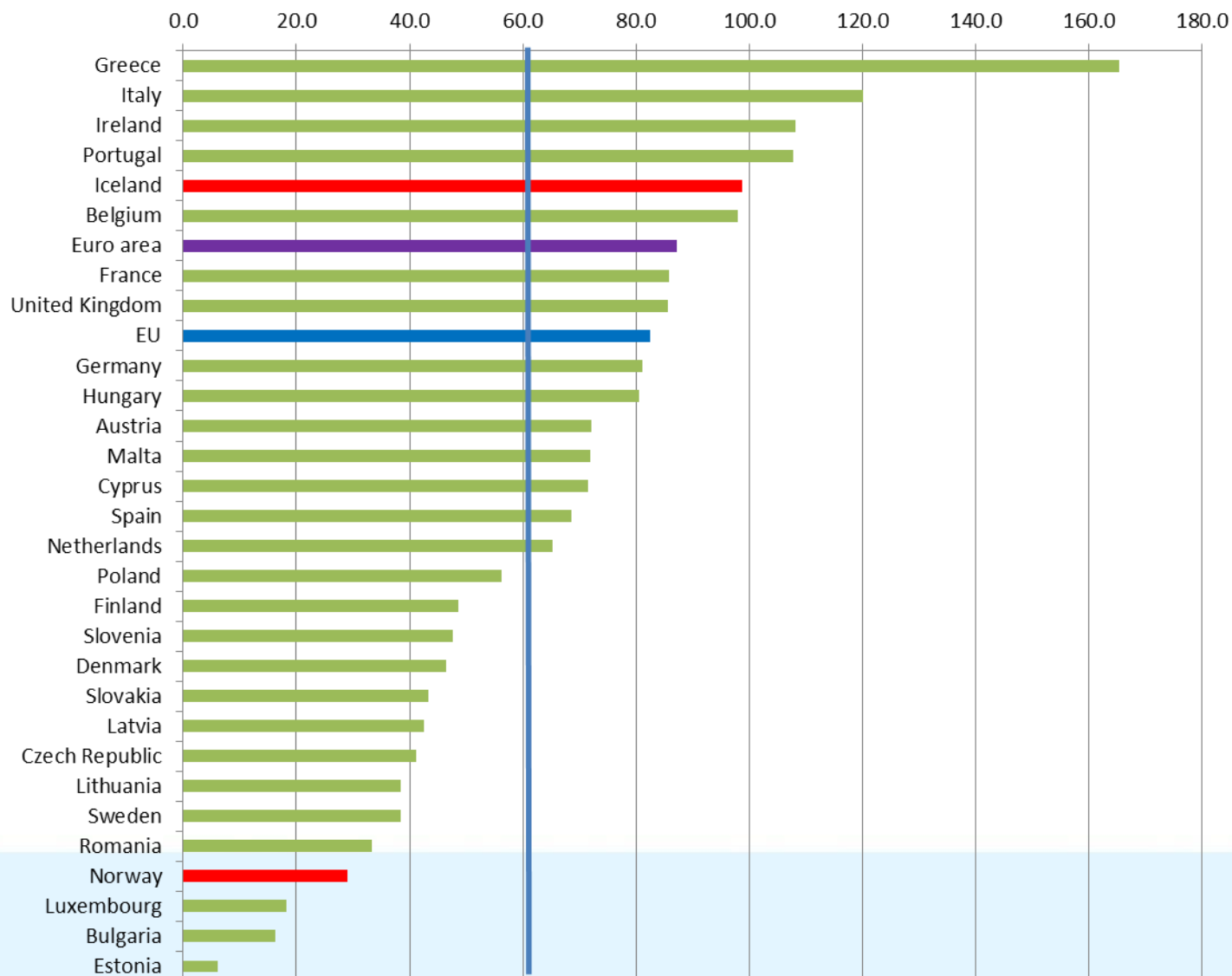


Government Debt 2006





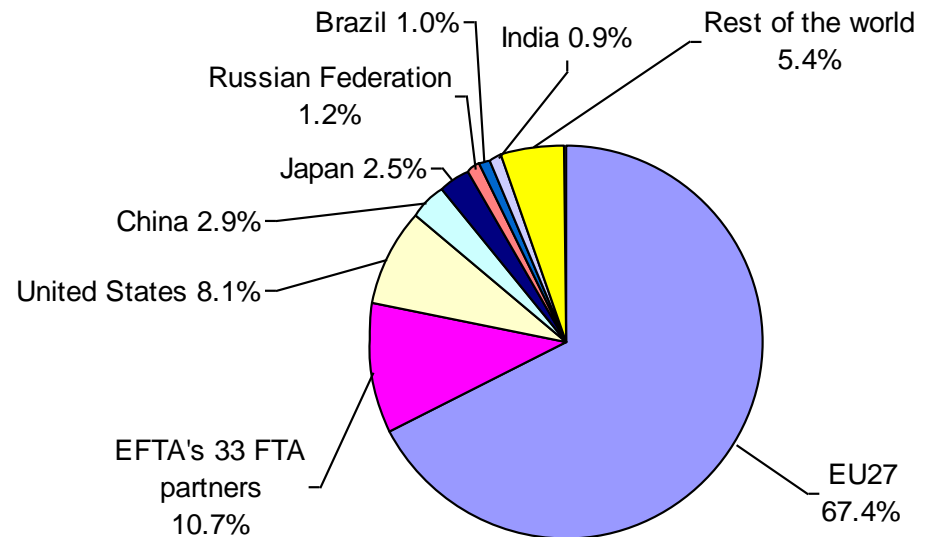
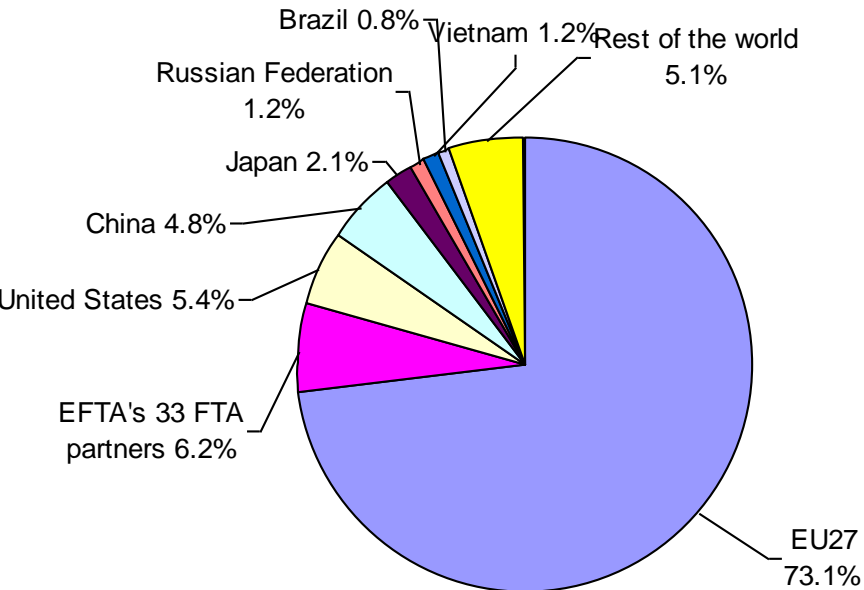
Government Debt 2011





External Trade Statistics

EFTA's top import and export sources of merchandise trade, 2010

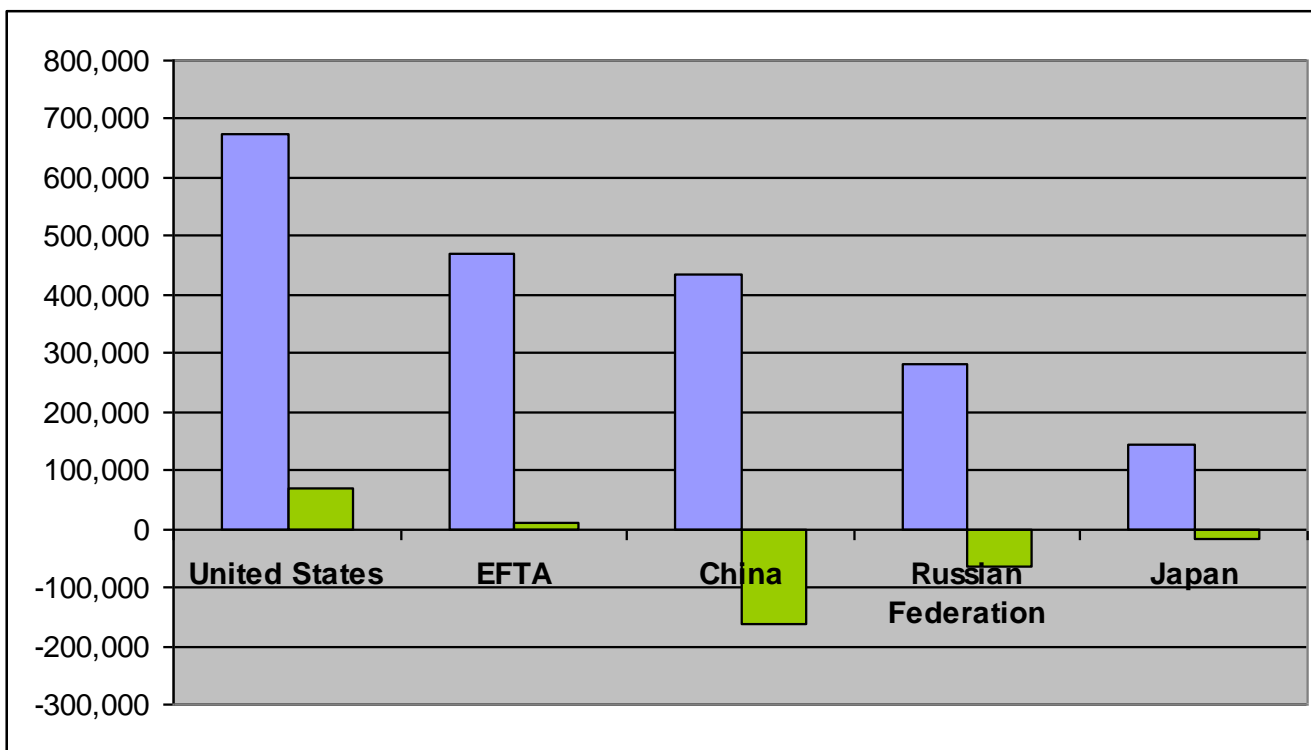




External Trade Statistics

EFTA second largest trade partner of EU-27 (goods and services)

2010 figures, Mio EUR



Trade

Balance



Useful links

- **Eurostat website**

<http://epp.eurostat.ec.europa.eu>

- **ESO webpage**

<http://www.efta.int/statistics>



**Takk! Merci! Takk fyrir! Grazie! Danke!
Thanks!**